


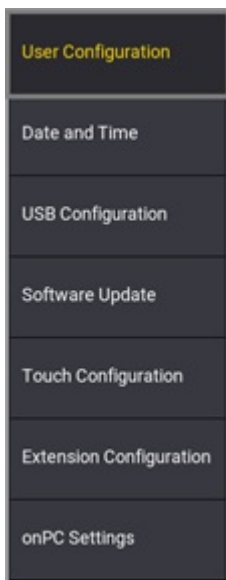
## onPC Settings

The onPC settings menu enables different settings for onPC, for example set the Audio In Device or MIDI control.

To learn more about MIDI, read the topics [Connect MIDI](#) in [First Steps](#), and [MIDI Remotes](#) in [Remote In and Out](#).

- To open the **Menu pop-up**, click  on the control bar.
- Click **Settings**.

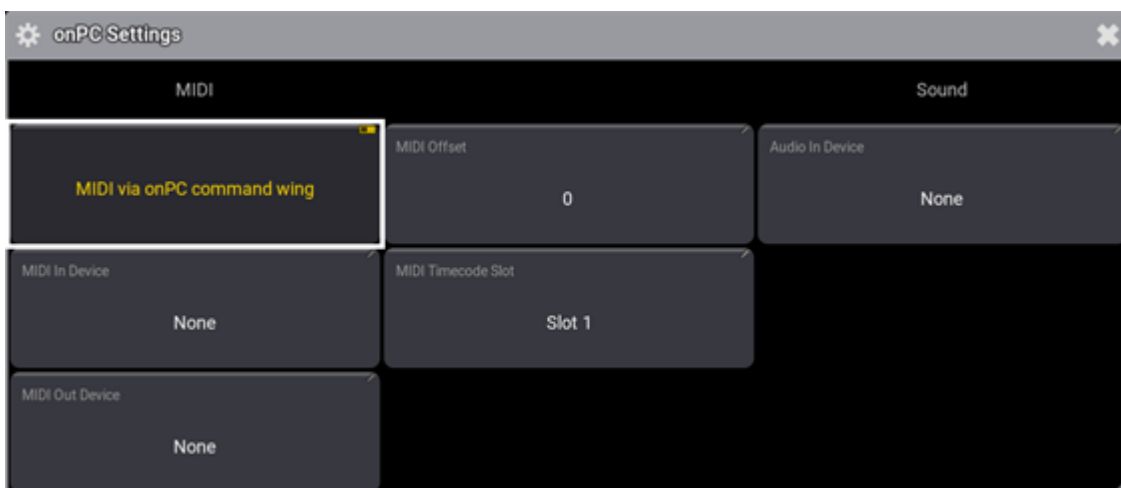
The Settings pop-up opens:



*Settings pop-up*

- Click onPC Settings.

The onPC Settings menu opens:





### *onPC Settings menu*

## MIDI

- To enable or disable MIDI from onPC Command Wing, click **MIDI via OnPC command Wing** .  
If disabled, the device configured in MIDI In Device and MIDI Out Device is used.
- To select a MIDI In device, click **MIDI In Device** .
- To select a MIDI Out device, click **MIDI Out Device** .
- To adjust the MIDI Offset, click **MIDI Offset** .
- To adjust the MIDI Timecode Slot, click **MIDI Timecode Slot** .

## Sound

- To select the Audio In device, click **Audio In Device** .