

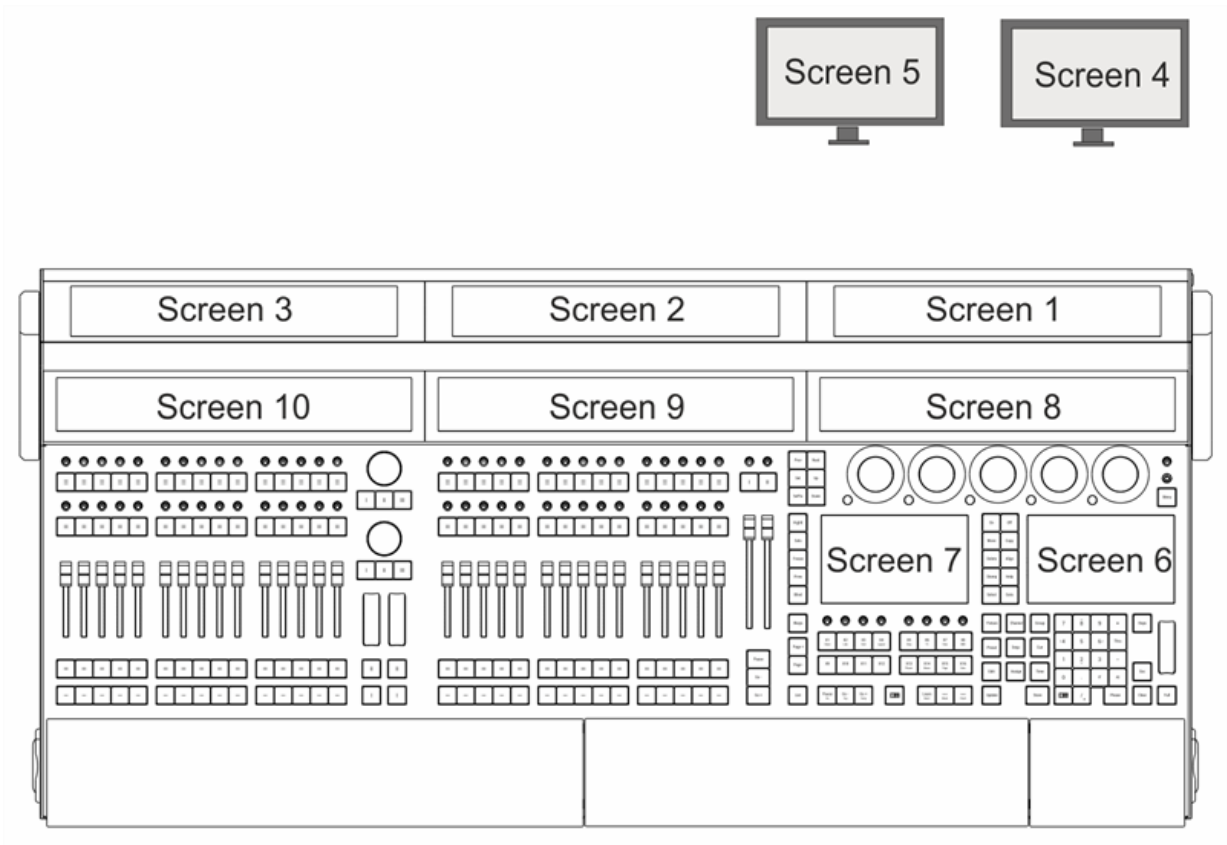


Screen Allocation

Numerical Order of Screens

grandMA3 consoles number their screens in a specific order. Different consoles within the range have different amounts of internal screens and connections for external monitors. This topic covers those physical differences as well as the numbering system applied to those screens.

grandMA3 full-size and light



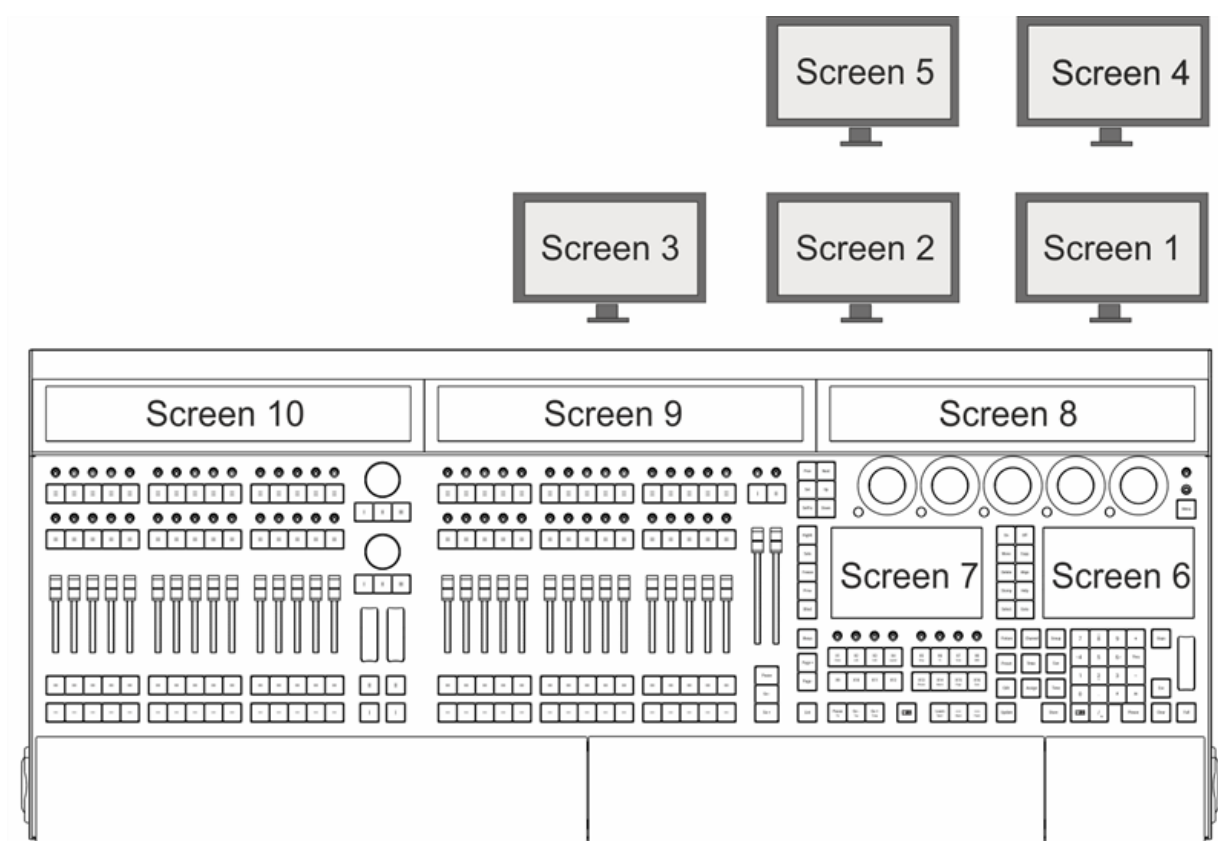
grandMA3 full-size with all screens numbered

The grandMA3 full-size includes three internal 15.6-inch screens mounted in a double-hinged monitor wing, three internal 14.9-inch letterbox screens, two internal 7-inch screens, and two connections for optional external monitors. The grandMA3 light includes two internal 15.6-inch screens mounted in a double-hinged monitor wing, two internal 14.9-inch letterbox screens, two internal 7-inch screens, and two connections for optional external monitors. The numbering of these screens is detailed in the following table:

Screen number	Size	Remark
Screen 1	15.6-inch	
Screen 2	15.6-inch	

Screen 3	15.6-inch	Only on grandMA3 full-size
Screen 4		External screen
Screen 5		External screen
Screen 6	7-inch	Right command screen
Screen 7	7-inch	Left command screen
Screen 8	14.9-inch	Letterbox encoder screen
Screen 9	14.9-inch	Right letterbox executor screen
Screen 10	14.9-inch	Left letterbox executor screen, on grandMA3 full-size or first grandMA3 extension connected to grandMA3 light
Screen 11	14.9-inch	Letterbox executor screen, on grandMA3 extension connected to grandMA3 full-size or second grandMA3 extension connected to grandMA3 light

grandMA3 full-size CRV and light CRV



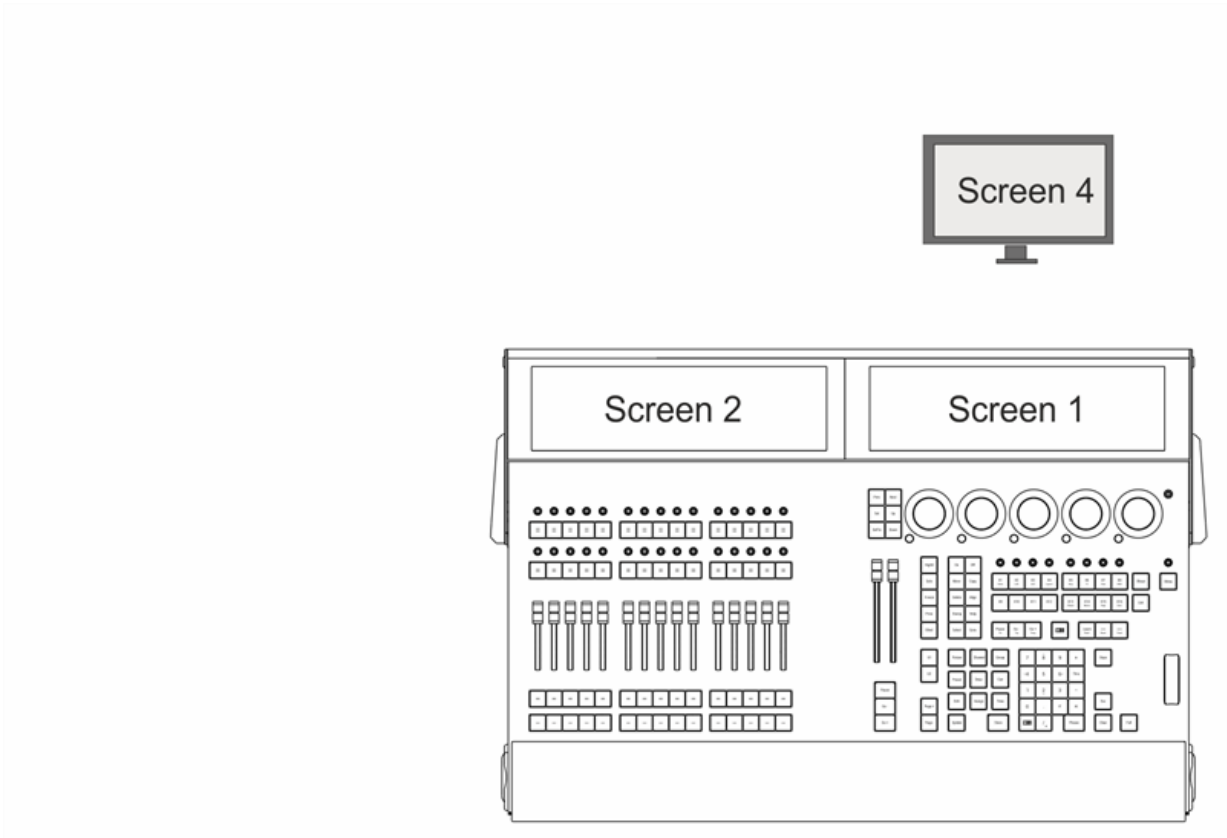
grandMA3 full-size CRV with all screens numbered



The grandMA3 full-size CRV includes three internal 14.9-inch letterbox screens, two internal 7-inch screens, and five connections for optional external monitors. The grandMA3 light CRV includes two internal 14.9-inch letterbox screens, two internal 7-inch screens, and four connections for optional external monitors. The numbering of these screens is detailed in the following table:

Screen number	Size	Remark
Screen 1		External screen
Screen 2		External screen
Screen 3		External screen (only grandMA3 full-size CRV)
Screen 4		External screen
Screen 5		External screen
Screen 6	7-inch	Right command screen
Screen 7	7-inch	Left command screen
Screen 8	14.9-inch	Letterbox encoder screen
Screen 9	14.9-inch	Right letterbox executor screen
Screen 10	14.9-inch	Left letterbox executor screen, on grandMA3 full-size CRV or grandMA3 extension connected to grandMA3 light CRV
Screen 11	14.9-inch	Letterbox executor screen, on grandMA3 extension connected to grandMA3 full-size CRV or second grandMA3 extension connected to grandMA3 light CRV

grandMA3 compact XT and compact



grandMA3 compact XT with all screens numbered

The grandMA3 compact XT includes two internal 15.6-inch screens mounted in a hinged monitor wing and one connection for an optional external monitor. The grandMA3 compact includes one internal 15.6-inch screen mounted in a hinged monitor wing and one connection for an optional external monitor. The numbering of these screens is detailed in the following table:

Screen number	Size	Remark
Screen 1	15.6-inch	
Screen 2	15.6-inch	Only on grandMA3 compact XT
Screen 4		External screen



grandMA3 replay unit

The grandMA3 replay unit includes two connections for optional external monitors. The numbering of these screens is detailed in the following table:

Screen number	Size	Remark
Screen 4		External screen
Screen 5		External screen
Screen 10	14.9-inch	Letterbox executor screen on first grandMA3 extension connected to grandMA3 replay unit
Screen 11	14.9-inch	Letterbox executor screen on second grandMA3 extension connected to grandMA3 replay unit
Screen 12	14.9-inch	Letterbox executor screen on third grandMA3 extension connected to grandMA3 replay unit

For more information on connecting external screens, see the [Connect External Screens](#) topic.