




Temp Command

This page describes the syntax and how to use the Temp command.

To go to the Temp command, press and hold the  and **Toggle** on the console.

Description

With the Temp command you can temporary turn an executor on, as long as you hold the executor button.

The Temp command follows the cue timing, off timing and the position of the executor fader.

If you keep the hands off from the executor button, the executor is off again. The Temp Off command will be executed.

Syntax



Turn the executor temporary on.

Temp Executor 1



Example

Let's assume you will temporary turn the executor 1 on, until you keep the hands off.

Press  + **Toggle** (=Temp) and the respective executor button .

The executor is on as long as you hold the key.

Related Links

- [MA Key](#)
- [Toggle Key](#)
- [Executor Bar View](#)